



Reduce text





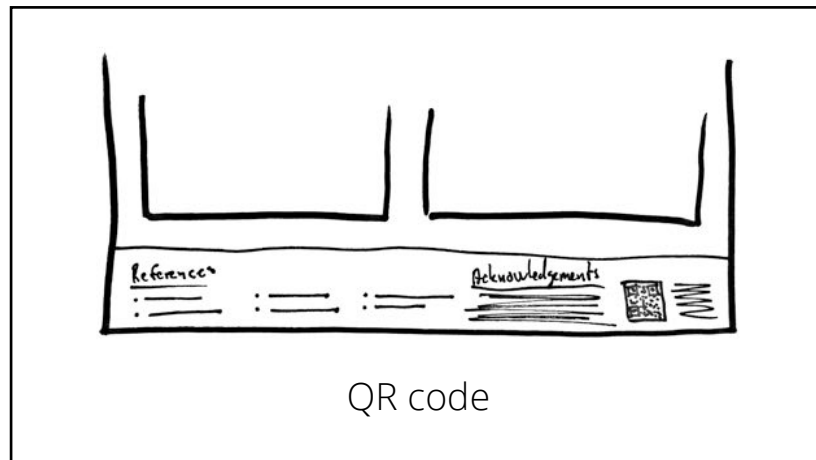
Reading direction



Nummerert

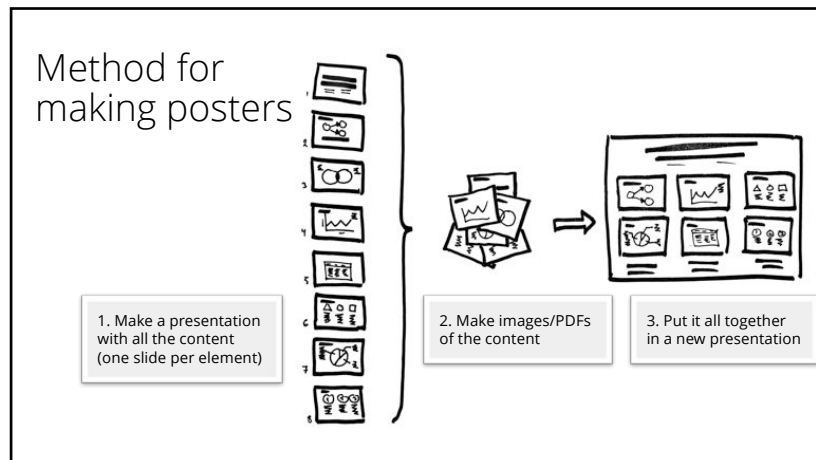
Piler





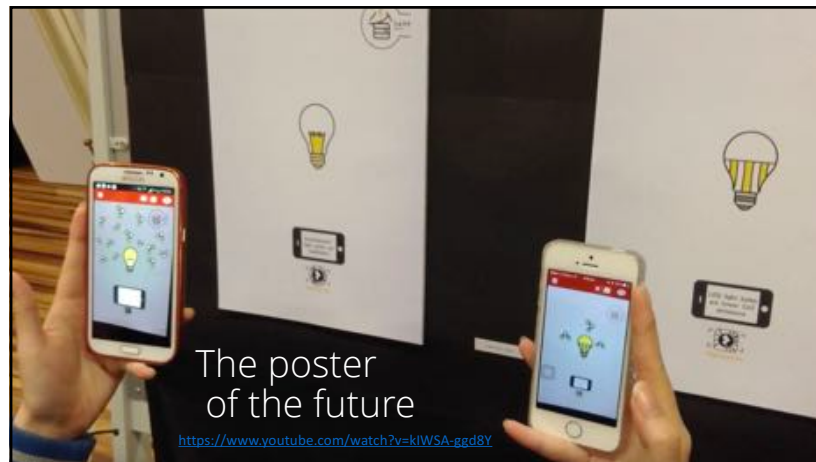
Tools to make posters

A collection of software logos for creating posters. The logos are arranged in two rows. The top row includes Word (blue 'W'), PowerPoint (red 'P'), and Keynote (blue monitor icon). The bottom row includes Photoshop (blue 'Ps'), InDesign (purple 'Id'), and Illustrator (orange 'Ai').



20% - 40% - 40%

Text Images and illustrations Whitespace



Font sizes

| | Leseavstand | | | |
|--------------------------|-------------|----------|-----------|-----------|
| | 2 meter | 3 meter | 4 meter | 5 meter |
| Tittel | 84-96pt | 96-108pt | 108-120pt | 120-132pt |
| Forfattere | 48-60pt | 60-72pt | 72-84pt | 84-96pt |
| Underoverskrifter | 36-48pt | 48-60pt | 60-72pt | 72-84pt |
| Brødtekst | 24-36pt | 36-48pt | 48-60pt | 60-72pt |
| Bildetekst | 18-24pt | 24-36pt | 36-48pt | 48-60pt |



Alternatives to plotters and printshops

1. Print on several sheets and tape sheets together

2. Print parts and mount onto the wall

3. Print parts and mount on display boards

