

# Installere Matlab



# Installere Matlab

- Matlab 2017a tar stor plass!
- 10.4 GB Mac
- 9.6 GB Windows




# <https://mathworks.com/downloads>

## Get Latest Release

# R2017a

» [Learn More](#)

 [Download R2017a](#)



Orakeltjenesten

(735) 91500

orakel@ntnu.no  
ntnu.no/orakel



## MathWorks Account

To download products, log in to your MathWorks Account or create a new one.

### Log in to your MathWorks Account

[Forgot Password?](#)

Keep me logged in

Log In

Don't have a MathWorks Account? [Create Account](#)

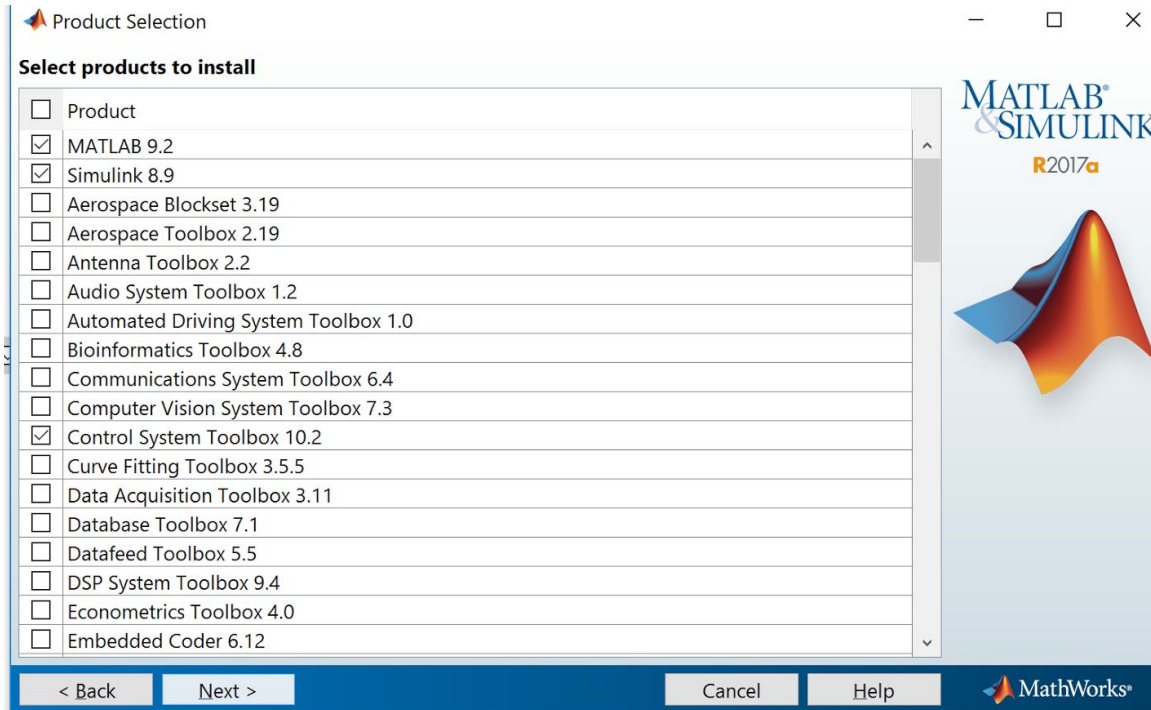


Orakeltjenesten

(735) 91500

orakel@ntnu.no  
ntnu.no/orakel

# Toolbox



- MATLAB 9.2
- Simulink 8.9
- Control System Toolbox
- Curve fitting Toolbox
- MATLAB Coder
- MATLAB Compiler
- MATLAB Compiler SDK
- MATLAB Report Generator
- Optimization Toolbox
- Simulink \*
- Statistics and Machine Learning Toolbox
- Symbolic Math Toolbox



# Installasjon Matlab

Installasjon krever aktivert brukerkonto og opp mot 11GB ledig plass.

## Mac

- Kjør installasjonsfilen du lastet ned
- eller klikk InstallForMacOSX hvis du har minnepenn

## Windows

- Kjør installasjonsfilen du lastet ned
- eller klikk setup.exe hvis du har minnepenn

## Linux 64-bit

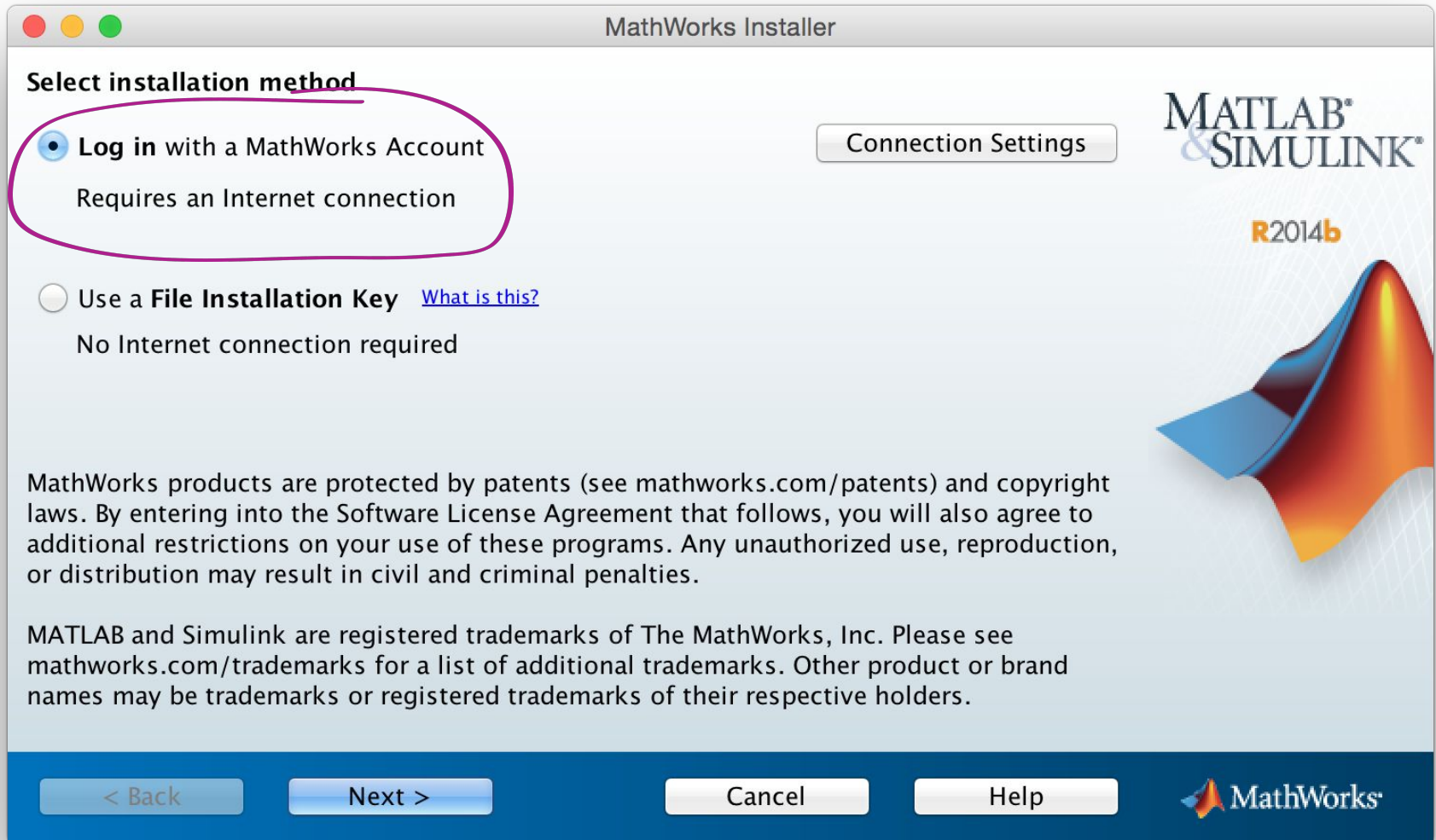
1. Start `autoinstall_linux.sh`  
USB: Kopier filene først

**Aktivering** (Activation key: 47557-40831-28579-49198-02813)

1. Velg **I need to create an Account**
2. Fyll inn registreringsinformasjon (NB! Bruk [@stud.ntnu.no](mailto:@stud.ntnu.no))
3. Logg på <https://outlook.office365.com/> og klikk på lenken i eposten fra Mathworks
  - a. Mottar ingenting? (Husk å sjekk spam-mappa)
    - i. [www.mathworks.se](http://www.mathworks.se) -> Log in -> Send me the email again
4. Ikke endre foreslått **User/Login Name**

**Toolboxes:** MATLAB, Symbolic Math Toolbox, Statistics Toolbox





Log in

Log in to your MathWorks Account

Email address:


Password:

[Forgot your password?](#)


Create a MathWorks Account (requires an Activation Key)

MATLAB®  
& SIMULINK®

R2014b



< Back   Next >   Cancel   Help

 MathWorks®





## Account Creation

### Create a MathWorks Account (Step 1 of 2)

Upon successful creation of your account, an email will be sent to you. In Step 2, you will need to verify the email address you provide, before you can proceed.

Email address:

Retype Email address:

Password:

Det er viktig å bruke studentepostadressen.

Retype Password:

First name:

Last name:

Activation Key:

You may have received the Activation Key from the Administrator of the license.

[Privacy Policy](#)

MATLAB®  
& SIMULINK®

R2014b



< Back

Next >

Cancel

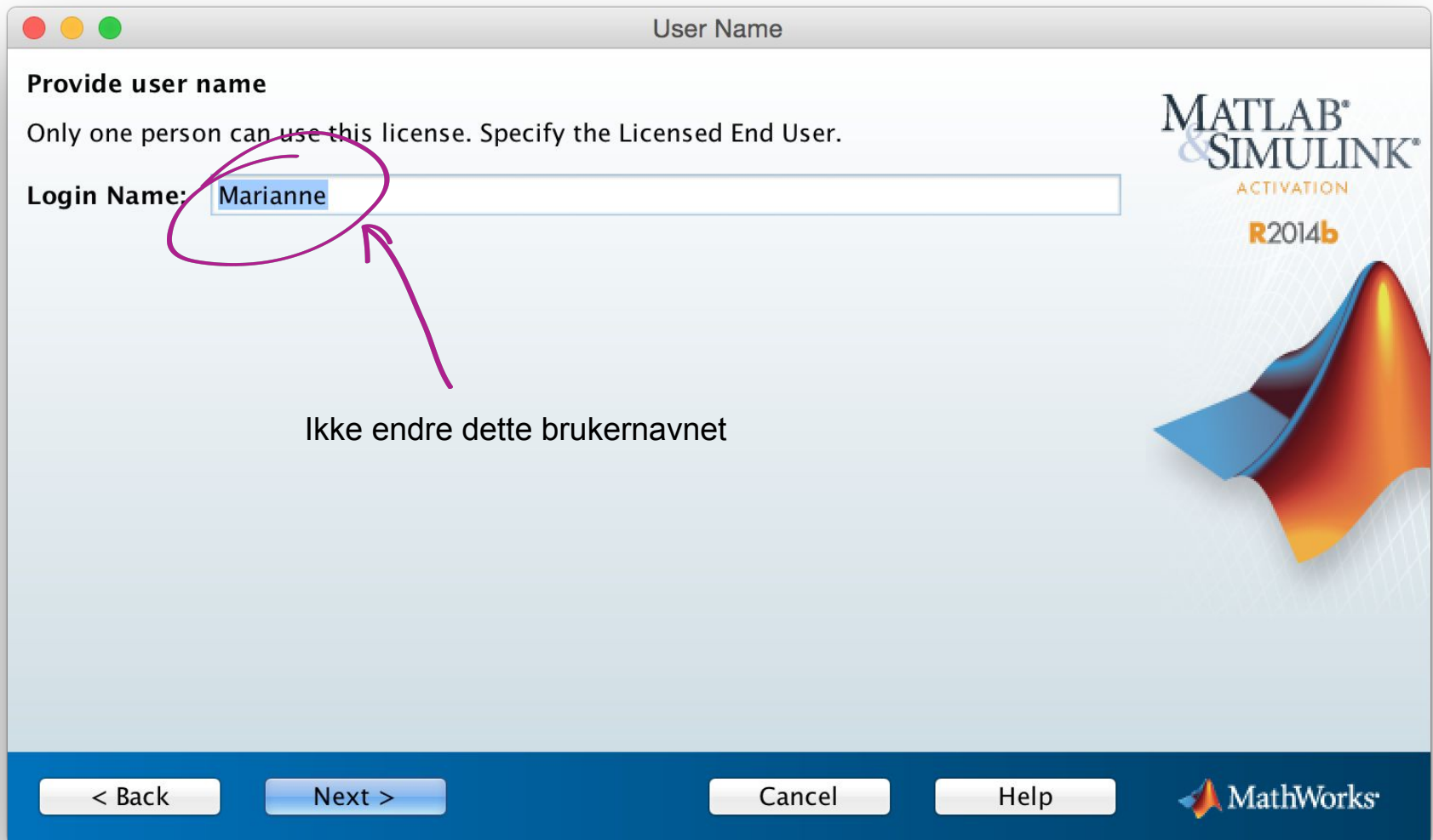
Help



Orakeltjenesten

(735) 91500

orakel@ntnu.no  
ntnu.no/orakel



License Selection

**Select a license or enter an Activation Key**

The installer will determine which products to install based on your license.

Select a license:


License	Label	Option
833468	Student	Academic - Total Headcount

Enter an Activation Key for a license not listed:

You may have received the [Activation Key](#) from the Administrator of the license.

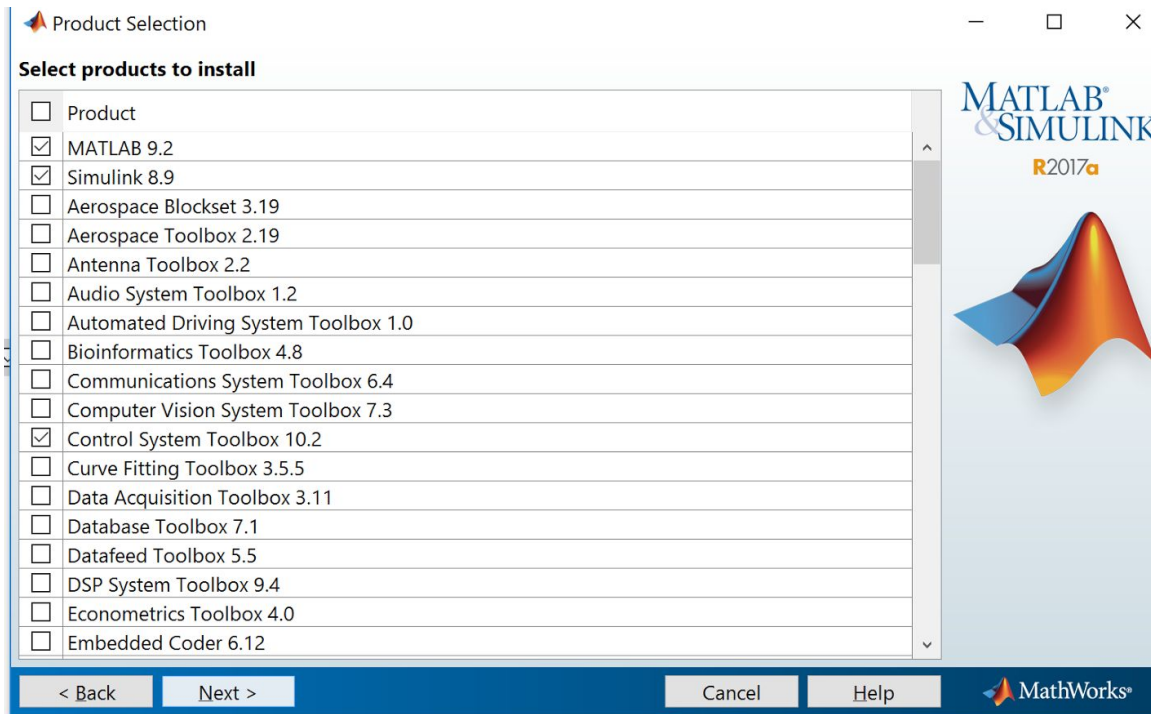
< Back    Next >    Cancel    Help

MATLAB® & SIMULINK®  
R2017a



MathWorks®





- MATLAB 9.2
- Simulink 8.9
- Control System Toolbox
- Curve fitting Toolbox
- MATLAB Coder
- MATLAB Compiler
- MATLAB Compiler SDK
- MATLAB Report Generator
- Optimization Toolbox
- Simulink \*
- Statistics and Machine Learning Toolbox
- Symbolic Math Toolbox