

HIGH PERFORMANCE EXTERNAL DOORSETS

Quality, security and durability















Nor

YOUR OWN NORDAN DOOR



YOUR FRONT DOOR SHOULD SAY 'WELCOME' TO EVERYONE YOU INVITE INTO YOUR HOUSE, WHILST BEING A BARRIER TO THOSE WHO YOU WOULD RATHER KEEP OUTSIDE. CHOOSING THE RIGHT DOOR IS THEREFORE A VERY IMPORTANT DECISION AND ONE THAT SHOULD BE BASED ON POSSESSION OF ALL THE RELEVANT INFORMATION. WITH A NORDAN FRONT DOOR YOU CAN CHOOSE FROM A WIDE RANGE OF SWEDISH DESIGNED PRODUCTS, MANUFACTURED TO THE HIGHEST SPECIFICATION AND TESTED TO BRITISH AND EUROPEAN STANDARDS OF WEATHER- TIGHTNESS AND SECURITY PERFORMANCE. AS AN ADDED BONUS, YOU CAN PERSONALIZE YOUR DOOR BY CHOOSING FROM A WIDE RANGE OF DESIGNS, COLOURS AND ADDITIONAL OPTIONS TO SUIT YOUR REQUIREMENTS AND TASTE. THIS BROCHURE WILL GUIDE YOU THROUGH THAT PROCESS.

CONTENTS.

	CONSTRUCTION & COLOUR Multiple forms of security	04
	DYNAMIC RANGE Futuristic designs for today	06
	RETRO RANGE Seventies revival	07
	GALLERY RANGE Strict form	08
	VISION RANGE Minimalistic elegance	10
	HARMONY RANGE Classic lines	11
	FAVOURITE RANGE Stylistic diversity	12
	CLASSIC RANGE Traditional design	14
	SIDE AND TOP LIGHT	16
	FEATURES Highest standard	17
	OPTIONAL EXTRAS Make a difference	18
	SPECIFICATION Technical information	19

HOW SECURE IS YOUR DOOR?

NorDan front doors have several unique features which include the incorporation of double galvanized steel plates within the door leaf. These provide exceptional stability to the door leaf whilst simultaneously enhancing its security. In addition to this, the NorDan door is fitted with a three point locking system with steel striking plates, security cylinders and steel hinges with anti-lift side bolts to give maximum security, as required for Secured by Design accreditation. See pages 17 and 19 for details.



NorDan front door construction: **1.** Glazed panels have a solid frame to ensure precision assembly; **2.** Triple pane insulated glazing is standard; **3.** Surface treatment ensures the highest quality of finish; **4.** Double galvanized steel plates provide burglar resistance whilst helping to retain the shape of the door leaf; **5.** The door leaf has solid timber framing with insulation inserted between the members; **6.** Interior face of heavy duty HDF or timber veneered plywood; **7.** Solid timber frame.



KEEPING IN SHAPE

Due to the inclusion of the two steel plates, the door leaf is extremely strong and tends not to deform under the effects of heat-pull. Unlike aluminium, steel is less affected by thermal extremes, and has a decided advantage, insofar as it tends to return to its original shape following exposure to heat. In addition to all this, there is the added security given by NorDan's ten year warranty, backed by our experienced service team.

LOW ENERGY AND PASSIVE DOORSETS

Low Energy Option: available for all doorsets in this brochure. Whole Product U-value = 1.0–1.2W/m²K. Passive Door Option: available for a range of doorsets in this brochure. Whole Product U-value = 0.7W/m²K. Please contact your local NorDan office.


CONSTRUCTION.

MULTIPLE FORMS OF SECURITY

ADD A SPLASH OF COLOUR

Adding a touch of colour to the entrance to your home can make that welcome all the warmer. NorDan offers a choice of front doors in many designs, but you can go one better by having your door personalised in the colour of your choice. Choose from the huge range of colours available in both the NCS and RAL Classic ranges, in addition to our natural timber finishes and standard colour range, to add that little bit of individuality to your home.

STANDARD COLOUR OPTIONS.



1: red S4050-R



2: red S2570-Y90R



3: red S4550-Y80R



4: blue S6020-B10G



5: blue S6030-R70B



6: blue S5030-R90B



7: green S6020-B70G



8: green S6020-G30Y



9: grey S3500-N



10: grey S7000-N



RAL Colour Charts can be obtained from:
"RAL Deutsches Institut für Gütesicherung und
Kennzeichnung e.V. (www.RAL-Colours.de)".

Note: The colour of the doors in the brochure may deviate from the true NCS scale on account of printing limitations. Remember this when choosing the colour of your door. Warranties do not apply for doors that are finished in black, NCS S9000-N, NCS S9500-N, RAL: 8022, RAL9004, RAL: 9005, RAL: 9011, RAL: 9017.



COLOUR.

1750 COLOURS

DOORS WITH A DIFFERENCE

The new Dynamic range of doors, the product of work by well-known Swedish designers, are really something different. Circular patterns combined with irregular vertical grooves, give the doors a futuristic appearance which does not look out of place in today's houses; and they still have the inbuilt security and superior weather performance you would expect from a NorDan door.

All doors in this series are shown as outward opening. Also available as inward opening. Does not apply to double doorsets.



301
white/colour
size: 10x21



301G
white/colour
photo: NCS S0540-R90B
clear glass
size: 10x21



302
white/colour, teak stained
size: 10x21



302G.
white/colour, teak stained
photo: NCS S8000-N
clear glass
size: 10x21



302G2
white/colour, teak stained
photo: NCS S1085-Y90R
clear glass
size: 10x21



302PG2+1
white/colour, teak stained
clear glass
size: 15x21

DYNAMIC.

FUTURISTIC DESIGNS FOR TODAY

NOSTALGIA WITH CLASS

Our Retro door range takes its influence from the 1970s, the era of flair and flares! Choose one of a range of subtly-patterned doors, add a splash of one of our 1750 colour choices, turn the key in the secure cylinder lock, switch on the disco lights and turn the Bee Gees up to full volume. The neighbours can't break your secure NorDan front door down to complain!

All doors in this series are shown as outward opening. Also available as inward opening. Does not apply to double doorsets.



311G4
white/colour
clear glass
size: 10x21



311
white/colour
photo: NCS S5030-R90B
size: 10x21



312G.
white/colour
clear glass
size: 10x21



312
white/colour
photo: NCS S2570-Y90R
size: 10x21



313
white/colour
photo: NCS S1080-Y
size: 10x21



314
white/colour
photo: NCS S6020-G30Y
size: 10x21

RETRO.

SEVENTIES REVIVAL

DOORS FOR THOSE WHO LIKE SIMPLE LINES AND SMOOTH SURFACES

Gallery is our modern yet timeless range of stylish front doors. Elegant designs favoured by discerning customers who prefer an uncluttered aesthetic with extremely smooth surfaces, which highlight their simplicity. No matter which colour the door is finished in, these doors make an ideal introduction to the homes of the design-conscious.

All doors in this series are shown as outward opening. Also available as inward opening. Does not apply to double doorsets.



818G3
white/colour
photo: NCS S2570-Y90R
clear glass
size: 9x20, 10x20, 9x21, 10x21



839G3
white/colour, teak stained
clear glass
size: 9x20, 10x20, 9x21, 10x21



819G
white/colour, teak stained
photo: NCS S3060-G70Y
clear glass
size: 9x20, 10x20, 9x21, 10x21



847G3
white/colour, teak stained
clear glass
size: 9x20, 10x20, 9x21, 10x21



801
white/colour, teak stained
size: 9x20, 10x20, 9x21, 10x21



801G
white/colour
photo: NCS S7000-N
clear glass
options: glass strip in aluminium
size: 9x20, 10x20, 9x21, 10x21



836G
white/colour
photo: NCS S2570-Y90R
clear glass
options: glass strip in aluminium
size: 9x20, 10x20, 9x21, 10x21



836G3
white/colour
photo: NCS S6030-R20B
clear glass
options: glass strip in aluminium
size: 9x20, 10x20, 9x21, 10x21

GALLERY. STRICT FORM



831G
white/colour
photo: NCS S3005-B20G
clear glass
size: 9x20, 10x20, 9x21, 10x21



831G2
white/colour
photo: NCS S2005-Y20R
clear glass
size: 9x20, 10x20, 9x21, 10x21



DOORS FOR THE MINIMALIST

The Vision range blends subtlety with elegance. With small, symmetrical glazed panels, inlaid stainless steel strips in selected models and brushed stainless steel kick plates, these doors offer a design flexibility for enhancing both old and new properties.

All doors in the Vision series are shown as outward opening. Also available as inward opening. Not supplied with a kick-plate when a drip moulding is fitted on the outside of all inward opening doors. Does not apply to double doorsets.



850G
white/colour
photo: NCS S1080-Y
clear glass
size: 10x21



858G
white/colour
photo: NCS S4550-Y80R
clear glass
size: 10x21



861G
white/colour
photo: NCS S5030-R90B
clear glass
size: 10x21



862G3
white/colour
clear glass
size: 10x21



VISION.

MINIMALISTIC ELEGANCE

DOORS FOR THE TRADITIONALIST

Our classical Harmony series is characterised by beautiful panelled doors, creating traditional patterns in modern materials, where craftsmanship is evident in each detail. Available in white as standard, with the option of selecting from a wide range of colours including teak stained finish, these classic doors would grace any house.

All doors in this series are shown as outward opening. Also available as inward opening. Does not apply to double doorsets.



834
white/colour, teak stained
photo: NCS S2570-Y90R
options: interior decor
size: 9x20, 10x20, 9x21, 10x21



834P
white/colour, teak stained
options: interior decor
size: 13x21, 14x21, 15x21



834G
white/colour, teak stained
photo: NCS S3500-N
cotswold glass
options: interior decor
size: 9x20, 10x20, 9x21, 10x21



834PG
white/colour, teak stained
cotswold glass
options: interior decor
size: 13x21, 14x21, 15x21



HARMONY. CLASSIC LINES

DOORS FOR THOSE WHO LIKE CLASSIC DESIGNS

The Favourite range has a selection of stylised designs in a combination of incised panels and glazed panels. Whilst all doors come in white as standard, as with other styles, you can choose from one of the large range of RAL Classic and NCS colours for a little extra. This popular range is ideal for the more traditional house design.

All doors in this series are shown as outward opening. Also available as inward opening. Does not apply to double doorsets.



842
white/colour
photo: NCS S2070-Y20R
size: 9x20, 10x20, 9x21, 10x21



842P
white/colour
size: 13x21, 14x21, 15x21



842G
white/colour
photo: NCS S2065-R90B
cotswold glass
size: 9x20, 10x20, 9x21, 10x21



842PG
white/colour
photo: NCS S3500-N
cotswold glass
size: 13x21, 14x21, 15x21



843G
white/colour
cotswold glass
size: 9x20, 10x20, 9x21, 10x21



843PG
white/colour
cotswold glass
photo: NCS S2000-N
size: 13x21, 14x21, 15x21



848G
white/colour
photo: NCS S7020-G10Y
clear glass
options: glass strip in aluminium
size: 9x20, 10x20, 9x21, 10x21



848
white/colour
size: 9x20, 10x20, 9x21, 10x21

FAVOURITE.

STYLISTIC DIVERSITY



870
white/colour
size: 9x20, 10x20, 9x21, 10x21



870G
white/colour
photo: NCS S2070-Y90R
cotswold glass
size: 9x20, 10x20, 9x21, 10x21



871
white/colour, teak stained
size 9x20, 10x20, 9x21, 10x21



914G
white/colour, teak stained
photo: NCS S3560-Y50R
cotswold glass
size 9x20, 10x20, 9x21, 10x21



STOCK RANGE OF INWARD OPENING HIGH PERFORMANCE EXTERNAL DOORSETS

Some of these doors are available for immediate delivery. Contact your local NorDan office to confirm availability of your particular choice and to discuss your requirements for internal doors and windows to go with your Stock range front door.

The Stock range of inward opening external doorsets is also available as outward opening, however not ex-stock. All doors shown in this series are shown as inward opening. Also available as outward opening.



GYD 869G2 St Andrews
Teak stained
Red diamond glass
Letter plate
Options: interior decor
9x20, 10x20, 9x21, 10x21



GYD 866G Chatsworth
Teak stained
Cotswold glass
Letter plate, spy hole
9x20, 10x20, 9x21, 10x21



GYD 868G Stirling
Teak stained
Cotswold glass
9x20, 10x20, 9x21, 10x21



GYD 867G Kensington
Teak stained
Cotswold glass, grid 21
Letter plate
Options: interior decor
9x20, 10x20, 9x21, 10x21



GYD 806 Glamis
Teak stained
Letter plate
Spy hole
Options: interior decor
9x20, 10x20, 9x21, 10x21



GYD 865G Dover
Teak stained
Cotswold glass
Letter plate
9x20, 10x20, 9x21, 10x21



CYD 867G Kensington
White painted
Cotswold glass, grid 21
Letter plate
Options: interior decor
9x20, 10x20, 9x21, 10x21



CYD 868G Scone
White painted
Cotswold glass
9x20, 10x20, 9x21, 10x21

CLASSIC.

TRADITIONAL DESIGN



CYD 869G Windsor
White painted
Flower glass
Letter plate
Options: interior décor
9x20, 10x20, 9x21, 10x21



CYD 869G2 St Andrews
White painted
Red diamond glass
Letter plate
Options: interior décor
9x20, 10x20, 9x21, 10x21



- 3 point espagnolette locking system
- Secured by Design/PAS 23/24
- Triple pane insulated glazing



ADD THAT LITTLE EXTRA TO YOUR HALL

Your front door and entrance hall set the tone for your house. An attractive side light or fanlight added to your NorDan front door, gives that little bit of extra lightness to your hall during the day and provides a welcoming glow when you come home at night. Choose from a number of different colours, glazing types (clear, Cotswold-patterned or leaded panes) to add that little bit of distinction.



23
white/colour, teak stained
cotswold glass
size: 3 x 20, 4 x 20, 3 x 21, 4 x 21



14
white/colour, teak stained
cotswold glass
size: 2 x 20, 3 x 20, 4 x 20, 5 x 20,
2 x 21, 3 x 21, 4 x 21, 5 x 21



34
white/colour, teak stained
cotswold glass
size: 3 x 20, 4 x 20, 3 x 21, 4 x 21








TOP LIGHT
white/colour, teak stained
clear glass
width: M 9, 10, 13, 14, 15
height: M 2, 3, 4
loose glazing bar (2 x m 9/10, 3 x m 13/14/15)



SIDE AND TOP LIGHT.

WHAT MAKES YOUR NORDAN FRONT DOOR SO SPECIAL?

A door has to withstand many demands during its lifetime. For over eighty years we have been making doors capable of dealing with rain, wind and uninvited guests. The twin galvanised steel plates in combination with a secure locking system and insulated core make these doors secure, warm and elegant – an ideal choice for any house.








1. Safety lockcase. Fix 3-point espagnolette (BS3621). Delivered with cylinder, thumbturn and handle separately. **2.** Hinges. Extra strong burglar resistant safety hinges, adjustable both vertically and horizontally. Further to the robust hinges, a rear edge retainer in hardened steel is provided as standard. **3.** Multiple locking points. Including the retainers, there are 5 sturdy locking points ensuring the door is securely closed. **4.** Striking plate. Strengthened fastening mechanism with angular positioned screws. Adjustable stop for accurate closing. **5.** Energy saving core. An extra strong timber framed construction, solid pieces of timber with 50 mm of insulation (free from CFCs). Insulation bead in door leaf made of silicone. The insulated core produces a low U-value up to three times lower than a solid timber door; from 1.0 W/m²K to 1.4 W/m²K. **6.** Steel sheets. NorDan laminate double rustproof steel plates in the construction to provide maximum stability. The steel plate also functions as a diffuser and security barrier. **7.** Wheelchair access adapted threshold for inward opening doors. Aluminium, dimension 25x105 mm, with thermal barrier. **8.** Wheelchair access adapted threshold for outward opening doors. Aluminium encased heat-treated hardwood, dimension 25x105 mm, with thermal barrier. **9.** Fix 3 point locking espagnolette approved to BS3621:1980 "thief resistant locks". Pas 23 and 24 tested (often referred to as "Secured by Design").

FEATURES. HIGHEST STANDARD

EXTRA CHOICE FOR AN EXTRA-SPECIAL DOOR

NorDan front doors are not just a pretty face! By incorporating one or more of the optional extras available in our range, your door can be that little bit extra-special.



The pictures show the choice of glass available in our triple-glazed window panels, together with some of the other extra items that can be added to your door. Our glass panels have laminated glass on the outside and toughened glass on the inside. **A.** Cotswold. **B.** Sandblasted. **C.** Clear glass. **D.** Smoke coloured antique glass. Glass units can be supplied with gas-filled cavities as an optional extra. **E.** Aluminium glass strips are available as an extra option for doors with round glass. **F.** Glazing bead in teak stain is a possible addition also on a painted door. **E-F.** All glass cut-outs have a solid timber frame which ensures the glass is assembled securely. **G.** Letter plate, revolving flaps both sides. Chrome or brass coloured. **H.** Security eye piece **I.** Door holder Fix 523 for outward opening doors.

OPTIONAL EXTRAS. MAKE A DIFFERENCE

FINISHING TOUCH

In order to help you with your choice of NorDan front door, please refer to the information listed on this page. If you are still unsure about anything to do with NorDan doors, or any other high performance NorDan products, please contact your local office (contact details on the back cover).

PAINTED EXTERNAL DOORS

All doors are supplied pre-finished white (NCS S 0502-Y) as standard. If you would prefer one of the many other colours available from the NCS or RAL Classic ranges, this can be supplied at a small additional cost. Maintenance recommendations are enclosed with each door set. (Also available on www.nordan.co.uk)

TEAK-STAINED DOORS

Our teak-stained doors are made using okoume veneer treated with pigmented stain and clear lacquer in the factory. The door frame is made from laminated finger-jointed timber which is also teak-stained and clear-lacquered in the factory. Colour and grain-ing can vary between doors and small imperfections must also be expected in a natural material such as okoume. Maintenance recommendations are attached to each door. (Also available on www.nordan.co.uk)

DOOR LEAF

Solid timber framing with 50mm CFC-free insulation (expanded polystyrene). Twin galvanised steel plates to provide maximum stability and security. Door leaves are manually prepared for automatically controlled spray-applied high-gloss paint finish, or teak stain, dependant on customer's selection. Silicon gaskets are fitted to all four sides of the door leaf.

FRAME & THRESHOLD

Our 56 x 105 mm frames are made from laminated, finger-jointed timber, pre-drilled to assist site fitting with appropriate screw fixings. Plastic plugs are supplied, white for white-finished doors or transparent on coloured or teak stained doors. The NorDan thresholds fitted to outward and inward-opening doors comply with Building regulation requirements for wheelchair access.

OVERALL DIMENSIONS (STANDARD MODULES)

	WIDTH								HEIGHT	
Modular measurement in decimetres	2	3	4	9	10	13	14	15	20	21
Exact measurements in millimetre	194	294	394	890	990	1290	1390	1490	1988	2088

IRONMONGERY

Locking: Fix 3-point espagnolette (BS3621)

Hinges: 2 pcs 3001

Surface treatment: Chrome 058 zinc alloy or Yellow 062 brass coloured.

DIMENSIONS FOR LOCKS AND ACCESSORIES

CYD and GYD with décor (eg 806, 834, 834G, 867G, 869G, 869G2)

Inward open: 59 33 26

Outward open: 59 26 33

GYD slot milled

(eg 302, 302G, 839G3, 819G, 847G3, 801, 871, 914G, 866G, 868G, 865G)

Inward open: 61 33 26

Outward open: 61 26 33

CYD = Painted

GYD = Teak stained

GLASS

Triple pane insulated glazing units, laminated outside, toughened inside.

U-VALUES

	U-VALUES
Doors without glazing:	1.0 W/m ² K
Doors with glazing: 301G, 311G4, 312G, 819G, 831G, 836G, 850G, 858G, 861G, 862G3, 848G, 914G	1.1 W/m ² K
801G, 818G3, 831G2, 836G3, 839G3, 843G,	1.2 W/m ² K
302G, 302G2 838G, 847G3, 834G, 842G, 870G, 866G, 869G2	1.3 W/m ² K
867G, 868G, 869G	1.4 W/m ² K

Stated values are based on calculations, measurements and continuous supervision of production. U-values can be improved by using energy glazing and sound insulation can be improved by using acoustic glass and rockwool insulation, max R_{w32} dB (contact NorDan).

BURGLARY RESISTANCE

PAS 23 and 24 tested (Secured by Design). High security striking plates, Fix 3 point locking espagnolette approved to BS3621:1980 "thief resistant locks", laminated/ toughened glass for greater security.

FIRE RESISTANT DOORS

Single doors with a 30 minute fire resistance (FD30) can be ordered. These doors contain Rockwool insulation and fire-resistant glass. An FD30 door has an acoustic rating of R_{w32} dB.

SOUND-REDUCING DOORS

Standard single doors have an acoustic rating of R_{w28} dB, but can be ordered as FD30 with a rating of R_{w32} dB.

FITTING

All doorsets include full instructions for fitting and maintenance together with plastic plugs to mask screw holes. Instructions can also be downloaded from www.nordan.co.uk.

QUALITY AND ENVIRONMENT

Quality management system ISO 9001:2000

Eco management system ISO 140001

WARRANTY

- 10 years against dimensional instability, i.e. twist or warp
- 10 years against condensation forming within sealed units
- 2 years against manufacturing fault
- 2 years against ironmongery failure, i.e. handles, cylinder and letter plate

WARRANTY DOES NOT APPLY:

If products is not installed or maintained as stated in the instructions supplied on delivery. If doors have a black top coat or other specified colour as detailed on page 5.

SPECIFICATION. TECHNICAL INFORMATION

For further information, please contact your nearest NorDan UK office:

ABERDEEN
NorDan UK Ltd
Norse House
Greenwell Road
East Tullos
AB12 3AX

WISHAW
NorDan UK Ltd
96 Kirk Road
Wishaw
North Lanarkshire
ML2 7NS

GLOUCESTER
NorDan UK Ltd
Green Farm Business Pk
Falcon Close
Quedgeley
Gloucester
GL2 4LY

IPSWICH
NorDan UK Ltd
Maitland Road
Lion Barn Business Park
Needham Market
Ipswich
IP6 8NZ

Tel: 01224 854600
Fax: 01224 891036

Tel: 01698 376922
Fax: 01698 376852

Tel: 01452 883131
Fax: 01452 883739

Tel: 01449 722922
Fax: 01449 722911

Email: info@nordan.co.uk

Web: www.nordan.co.uk



Dan[®]