
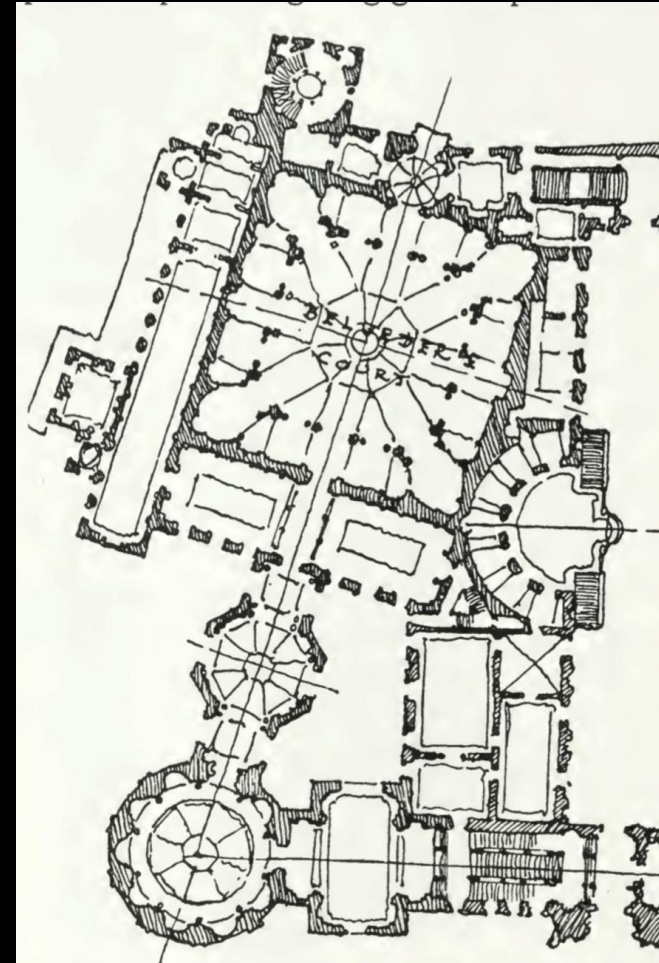




Classical Studio Autumn 2024



The studio is listed under AAR4675 Åpnet prosjektemne plus the corresponding kunnskapssemne AAR4685 (15 cu + 7.5 cu)



WHAT DO YOU LEARN: There is a misconception that classicism is about cutting and pasting ornaments, but it's actually about space. You learn elements of classical design, but it's all much more complex than what we can teach in a semester. The course emphasises spatial composition, and geometry is very important. (Students are usually surprised...) Watercolour is a tool to grasp spatial issues, it is not a mere representation tool.



· FACADE · SØR · MED · HOVEDINGANG ·

AV KARL FREDRIK HONNINGSVÅG

ORIGINAL TEGNING - MÅLESTOKK 1:50


20 M

NTNU 2023

HOW WE DO IT: We first finish the Kunnskapsemne, which teaches you skills and you learn theoretical elements of classical design. Then we embark on a major project. Possible topics are a public building with large halls or a an apartment block. Since some students may have already had exposure to classical design, it may be necessary to divide the studio into two streams and adjust the assignments. Submission deadline is the same for all studios. A 3-4 weeks before the submission deadline we have a major crit, that helps you complete the project.



TECHINCALITIES: We start 19 August afternoon. Contact me after you have been admitted into the studio, and send me your contact details. Official classes are should be Tuesday-Wednesday-and/or-Thursday afternoon, but this also depends on my other teaching obligations. Classical studio requires more contact hours from the tutor than ordinary design studio. **WARNING:** This studio has a steep learning curve and it can be very demanding in the sense of the amount of work.



For any questions contact branko.mitrovic@ntnu.no (and inquire with the students who have done classical studio.)